
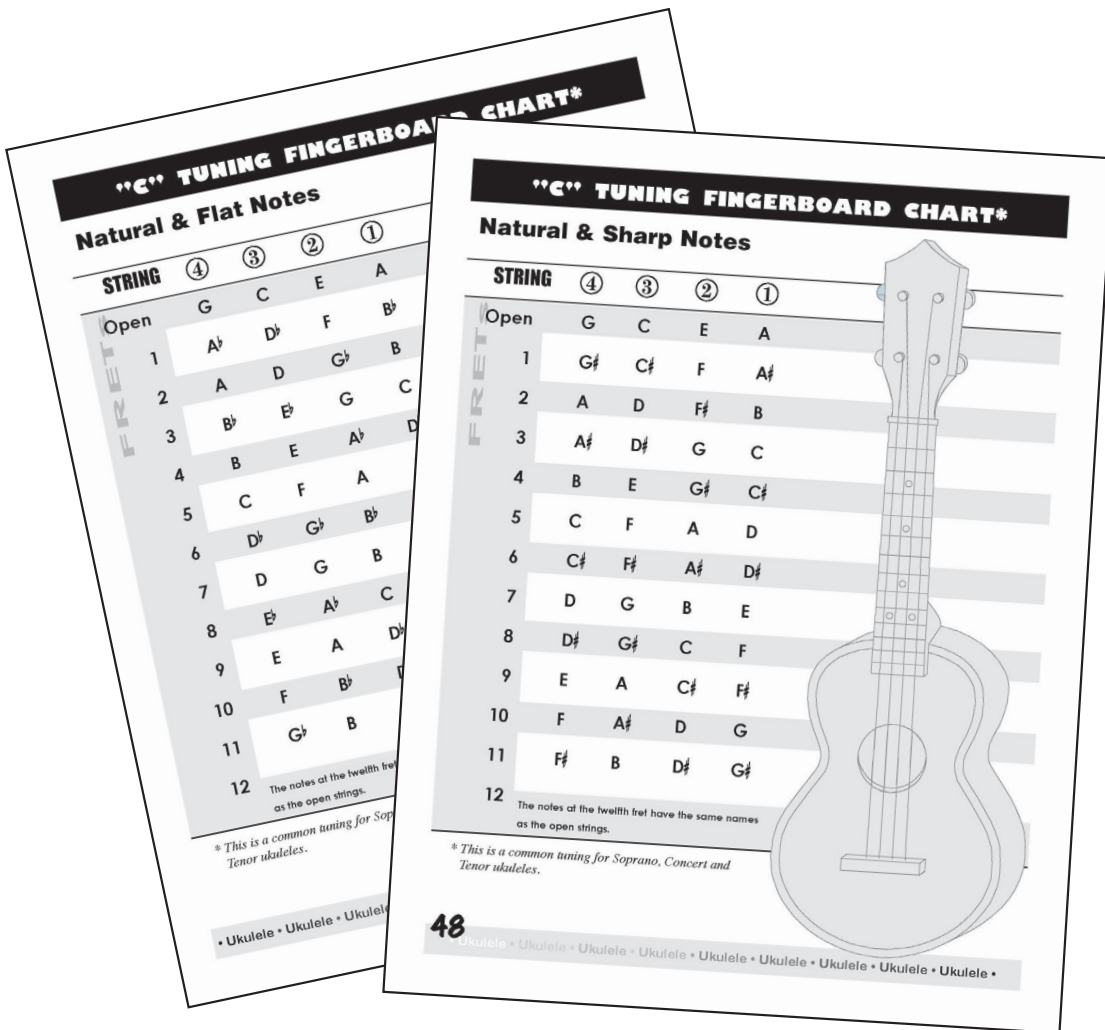


Transposing Individual Chords

- All chords without open strings are movable and can be transposed to any key.
- In order to transpose a chord, you need to locate the root  and what string carries the root or implied root of the chord. The root is the letter name of the chord.
- Knowing the notes of the ukulele fingerboard (neck), move all the notes of the chord the same distance, higher or lower the number of frets so the root of the chord is now on the proper fret for the chord's new key and name.



"C" TUNING FINGERBOARD CHART*

Natural & Flat Notes

STRING	④	③	②	①
Open	G	C	E	A
1	A ^b	D ^b	F	B ^b
2	A	D	G ^b	B
3	B ^b	E ^b	G	C
4	B	E	A ^b	D
5	C	F	A	
6	D ^b	G ^b	B ^b	
7	D	G	B	
8	E ^b	A ^b	C	
9	E	A	D ^b	
10	F	B ^b		
11	G ^b	B		
12	The notes at the twelfth fret have the same names as the open strings.			

* This is a common tuning for Soprano and Tenor ukuleles.

• Ukulele • Ukulele • Ukulele

"C" TUNING FINGERBOARD CHART*

Natural & Sharp Notes

STRING	④	③	②	①
Open	G	C	E	A
1	G [#]	C [#]	F	A [#]
2	A	D	F [#]	B
3	A [#]	D [#]	G	C
4	B	E	G [#]	C [#]
5	C	F	A	D
6	C [#]	F [#]	A [#]	D [#]
7	D	G	B	E
8	D [#]	G [#]	C	F
9	E	A	C [#]	F [#]
10	F	A [#]	D	G
11	F [#]	B	D [#]	G [#]
12	The notes at the twelfth fret have the same names as the open strings.			

* This is a common tuning for Soprano, Concert and Tenor ukuleles.

48

• Ukulele • Ukulele • Ukulele • Ukulele • Ukulele • Ukulele • Ukulele • Ukulele • Ukulele • Ukulele •

* The C Tuning fingerboard charts are on the last two pages of the lesson.

Transposing Individual Chords



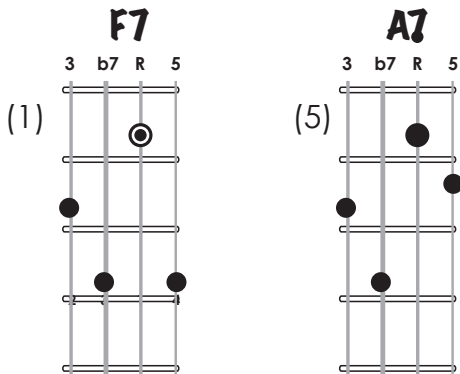


Using a Fingerboard Chart for Transposing Chords

- Pick a chord without any open strings.
- Determine what string the root or implied root ● is on.
- Using either of the charts located in this lesson, locate the root for new key of the chord.
- Move the chord shape so the root of the chord is on the right fret for the chord's new key.
- Don't forget to move each note of the chord, maintaining the same chord shape.
- The fingering of the chord remains the same for the chord's new key.

Examples

If you are in the key of F and need to move F7 to A7. The root of F7, the F is on string two. The A for A7 is located at fret (5), string two. Move the F7 up so the root is now on fret (5) and, you're now the key of A and have A7.



"C" TUNING FINGERBOARD CHART*
Natural & Sharp Notes

STRING	④	③	②	①
Open	G	C	E	A
1	G♯	C♯	F	A♯
2	A	D	F♯	B
3	A♯	D♯	G	C
4	B	E	G♯	C♯
5	C	F	A	D
6	C♯	F♯	A♯	D♯
7	D	G	B	E
8	D♯	G♯	C	F
9	E	A	C♯	F♯
10	F	A♯	D	G
11	F♯	B	D♯	G♯
12	The notes of the twelfth fret have the same names as the open strings.			

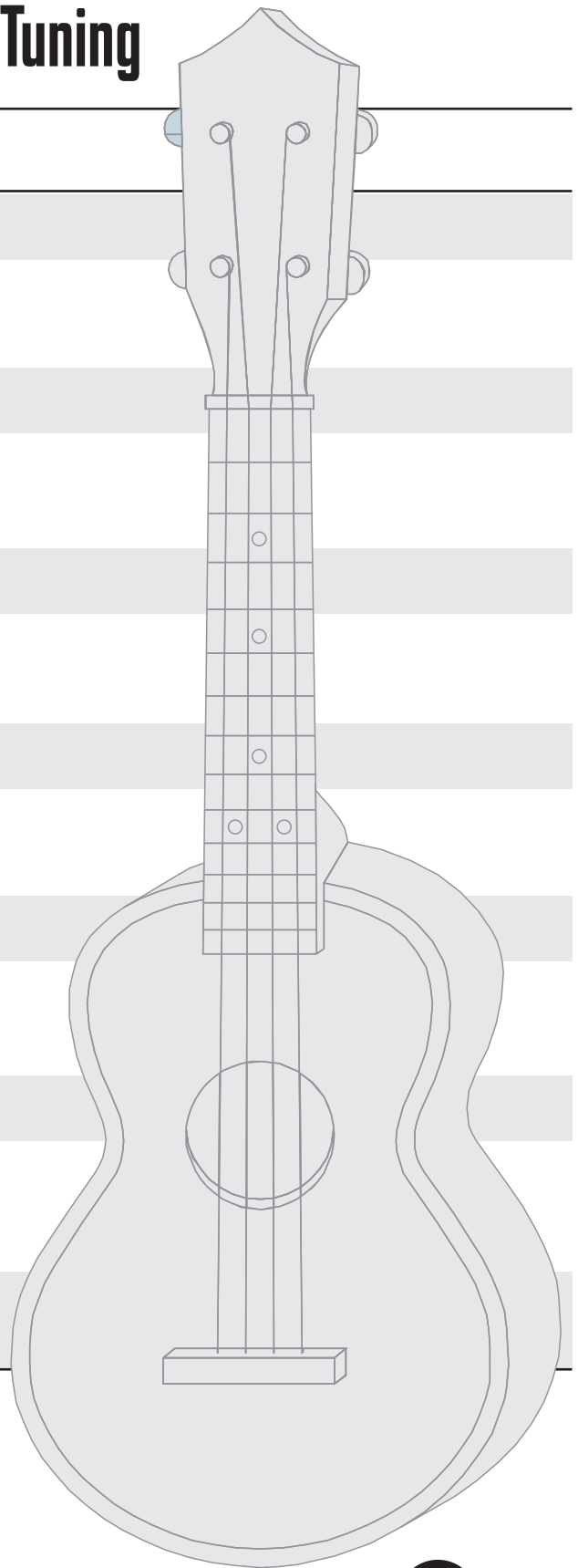
* This is a common tuning for Soprano, Concert and Tenor ukuleles.

48



Natural & Sharp Notes - C Tuning

STRING	④	③	②	①
Open	G	C	E	A
1	G#	C#	F	A#
2	A	D	F#	B
3	A#	D#	G	C
4	B	E	G#	C#
5	C	F	A	D
6	C#	F#	A#	D#
7	D	G	B	E
8	D#	G#	C	F
9	E	A	C#	F#
10	F	A#	D	G
11	F#	B	D#	G#
12	The notes at the twelfth fret have the same names as the open strings.			

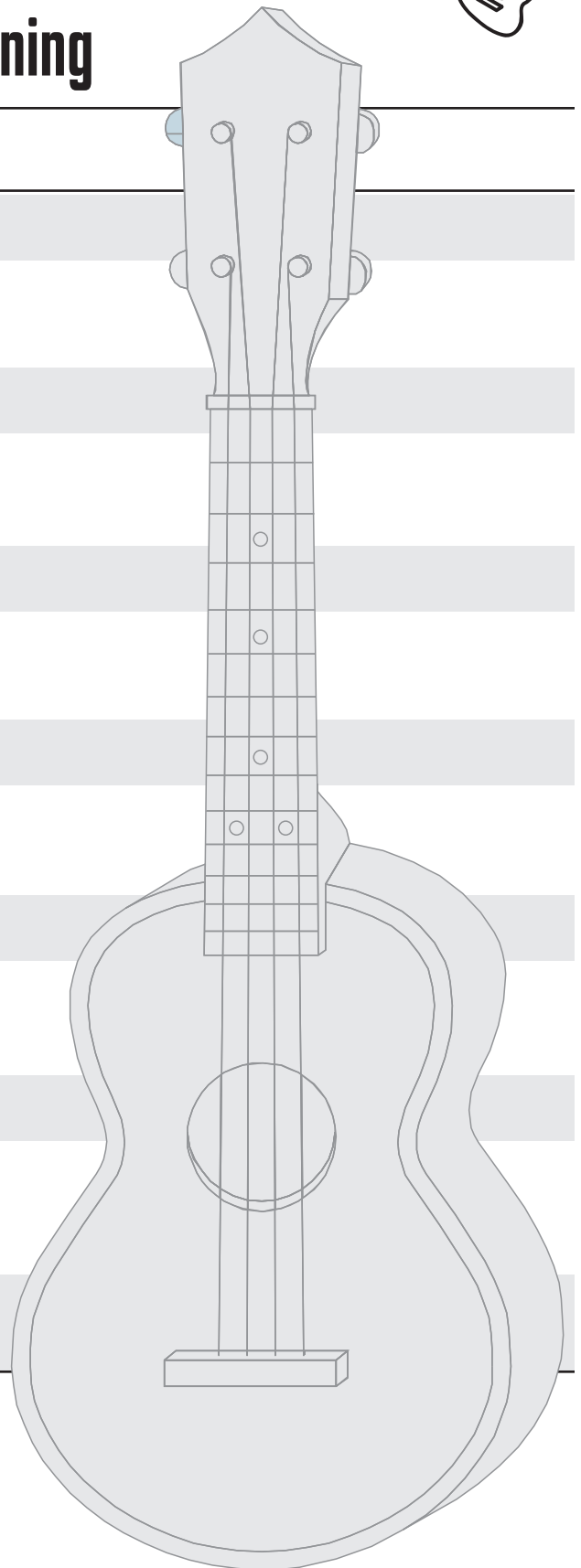


* This is a common tuning for Soprano, Concert and Tenor ukuleles.



Natural & Flat Notes - C Tuning

STRING	④	③	②	①
Open	G	C	E	A
1	A ^b	D ^b	F	B ^b
2	A	D	G ^b	B
3	B ^b	E ^b	G	C
4	B	E	A ^b	D ^b
5	C	F	A	D
6	D ^b	G ^b	B ^b	E ^b
7	D	G	B	E
8	E ^b	A ^b	C	F
9	E	A	D ^b	G ^b
10	F	B ^b	D	G
11	G ^b	B	E ^b	A ^b
12	The notes at the twelfth fret have the same names as the open strings.			



Transposing Individual Chords

* This is a common tuning for Soprano, Concert and Tenor ukuleles.