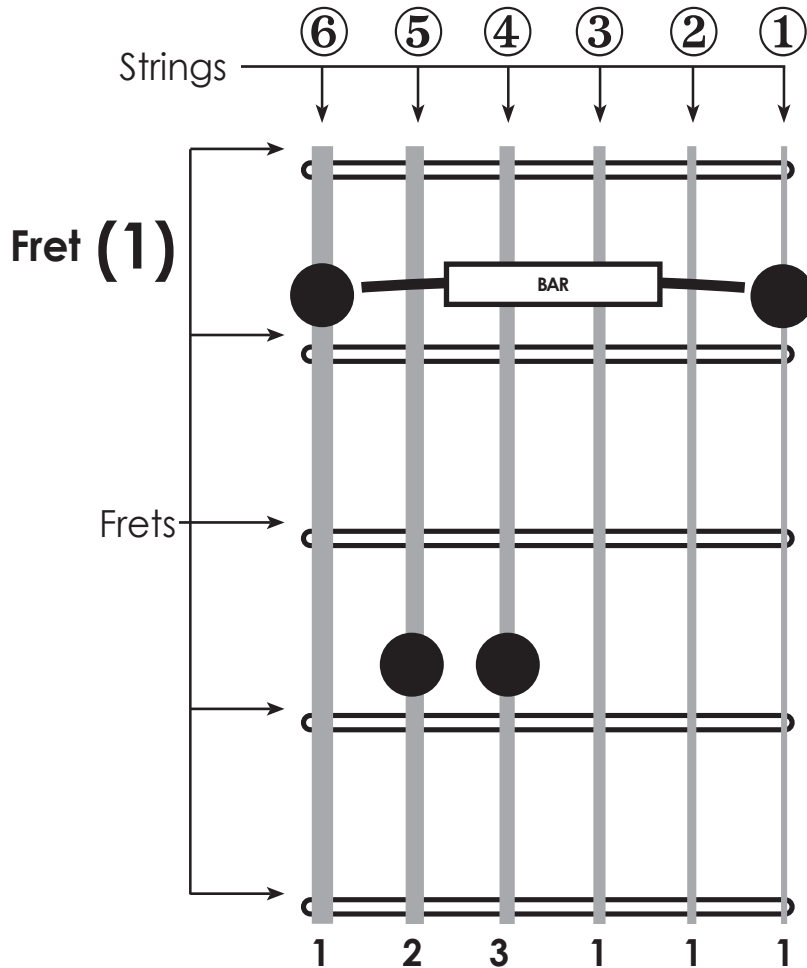




The Guitar Chord Diagram


Chord Root Name **Fm** Chord Type



← Recommended Left Hand fingering of the chord.

The E/F Barre Form Chord

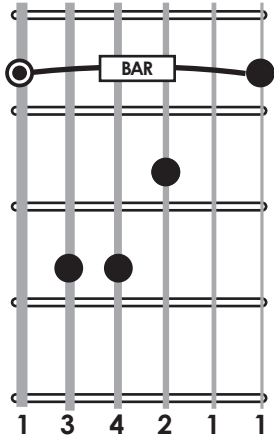




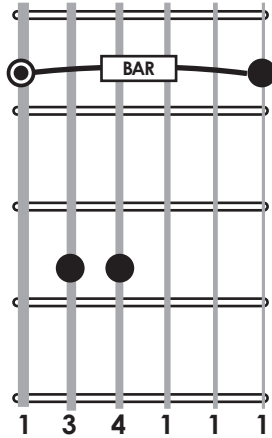
The E/F Barre Form Chord

Based on the open position E, Em, E7 and Em7 chords.

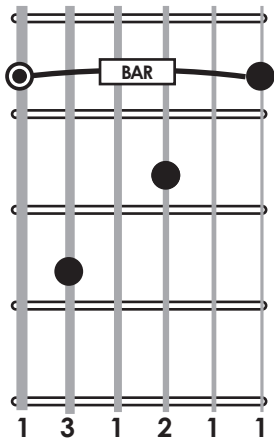
F



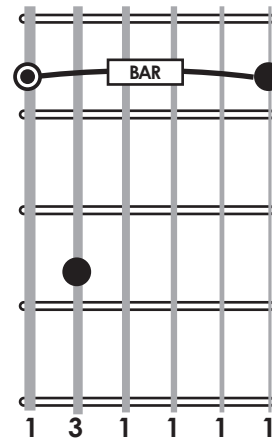
Fm



F7



Fm7



- ⊙ The Root, or letter name of the E/F barre form chord is on string 6. This note, with a knowledge of the notes of the neck can be used for transposing these chords to any key.

Transposition Chart

FRET	CHORD NAME			
⊙				
(1)	F	Fm	F7	Fm7
(2)	F#	F#m	F#7	F#m7
(2)	Gb	Gbm	Gb7	Gbm7
(3)	G	Gm	G7	Gm7
(4)	G#	G#m	G#7	G#m7
(4)	Ab	Abm	Ab7	Abm7
(5)	A	Am	A7	Am7
(6)	A#	A#m	A#7	A#m7
(6)	Bb	Bbm	Bb7	Bbm7
(7)	B	Bm	B7	Bm7
(8)	C	Cm	C7	Cm7
(9)	C#	C#m	C#7	C#m7
(9)	Db	Dbm	Db7	Dbm7
(10)	D	Dm	D7	Dm7
(11)	D#	D#m	D#7	D#m7
(11)	Eb	Ebm	Eb7	Ebm7
(12)	E	Em	E7	Em7
(13)	<i>Same as fret (1)</i>			

